





VAN PATTEN RIVERA
Evaluation of Instruction Program Report
 18W: ECON 2 DIS 1J: PRIN OF ECONOMICS
 No. of responses = 11
 Enrollment = 20
 Response Rate = 55%

1. Background Information:


1.1) Year in School:




1.2) UCLA GPA:



1.3) Expected Grade:

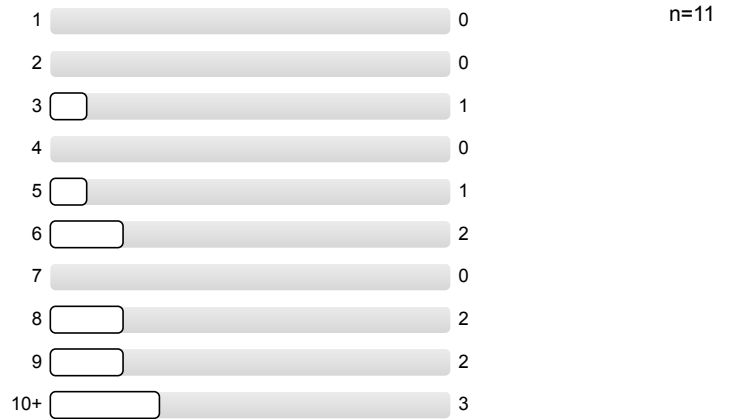


1.4) What requirements does this course fulfill?




2. Preliminary Questions:


2.1) Approximately how many times did you attend the assigned section?



2.2) If you primarily attended a section that is not assigned to you, what was your primary reason for doing so?

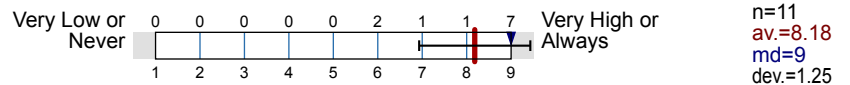


2.3) You saw the TA of the assigned section attending lectures.

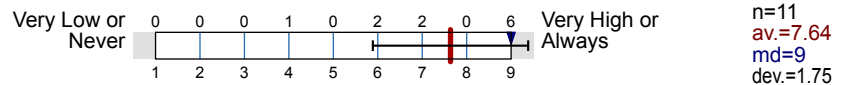


3. To What Extent Do You Feel That:

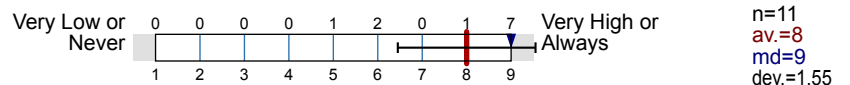
3.1) Teaching Assistant Knowledge - The T.A. was knowledgeable about the material.



3.2) Teaching Assistant Concern - The T.A. was concerned about student learning.



3.3) Organization - Section presentations were well prepared and organized.



3.4)	Scope - The teaching assistant expanded on course ideas.	Very Low or Never	0 0 0 1 0 2 2 1 5	Very High or Always	n=11 av.=7.55 md=8 dev.=1.69
3.5)	Interaction - Students felt welcome in seeking help in or outside of the class.	Very Low or Never	0 0 1 1 1 0 2 0 6	Very High or Always	n=11 av.=7.27 md=9 dev.=2.28
3.6)	Communication Skills - The teaching assistant had good communication skills.	Very Low or Never	0 0 0 1 2 1 2 1 4	Very High or Always	n=11 av.=7.09 md=7 dev.=1.87
3.7)	Value - The overall value of the sections justified your time and effort.	Very Low or Never	0 2 1 0 0 1 1 0 6	Very High or Always	n=11 av.=6.73 md=9 dev.=3
3.8)	Overall - What is your overall rating of the teaching assistant?	Very Low or Never	0 0 1 0 1 1 0 2 6	Very High or Always	n=11 av.=7.64 md=9 dev.=2.06

4. Your View of Section Characteristics:

4.1)	Difficulty (relative to other courses)	Low	2 6 3	High	n=11 av.=2.09 md=2 dev.=0.7
4.2)	Workload/pace was	Too Slow	0 10 1	Too Much	n=11 av.=2.09 md=2 dev.=0.3
4.3)	Integration of section with course was	Poor	0 4 7	Excellent	n=11 av.=2.64 md=3 dev.=0.5
4.4)	Texts, required readings	Poor	1 3 4	Excellent	n=8 av.=2.38 md=2.5 dev.=0.74 ab.=3
4.5)	Homework assignments	Poor	1 3 2	Excellent	n=6 av.=2.17 md=2 dev.=0.75 ab.=5
4.6)	Graded materials, examinations	Poor	3 5 1	Excellent	n=9 av.=1.78 md=2 dev.=0.67 ab.=2
4.7)	Lecture presentations	Poor	3 3 5	Excellent	n=11 av.=2.18 md=2 dev.=0.87
4.8)	Class discussions	Poor	3 3 5	Excellent	n=11 av.=2.18 md=2 dev.=0.87

5. Comments:

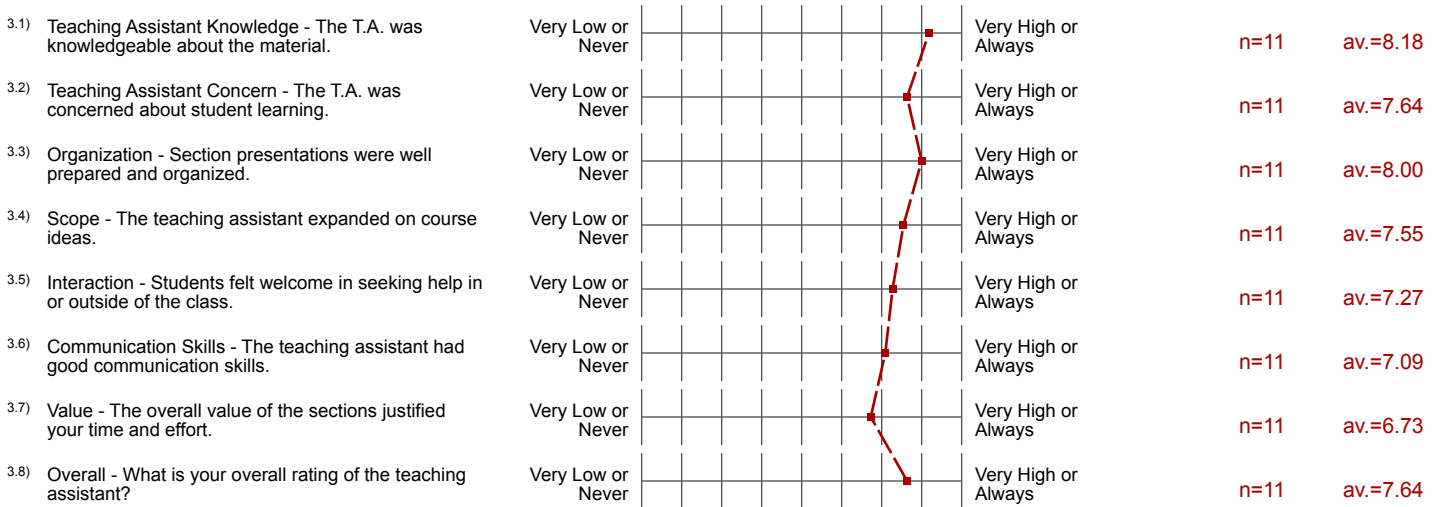
- ^{5.1)} Please identify what you perceive to be the real strengths and weaknesses of this teaching assistant and course.
- Diana was amazing! I think she really helped me understand the material in depth and I would refer to the discussion notes to study as my primary resource. She was great and really cared about student's learning.
 - She genuinely cares about her students doing well and try's her best every section to make sure everyone has an understanding of the material. She is very kind and understanding as well.
 - She seemed to know what she was talking about and was very nice.
 - Strengths were extensive study guides for each chapter that aligned with practice problems. She's very good at re-iterating concepts that go with practice problems and is very interactive with the white board.
 - The T.A. seemed like she wanted to help us understand the class concepts, but she often confused me even more.
 - The TA was very knowledgeable concerning the topics but talks quickly and is often hard to follow.
 - very helpful thank you so much diana!

Profile

Subunit: **ECON**
 Name of the instructor: **VAN PATTEN RIVERA**
 Name of the course: **18W: ECON 2 DIS 1J: PRIN OF ECONOMICS**
 (Name of the survey)

Values used in the profile line: Mean

3. To What Extent Do You Feel That:



4. Your View of Section Characteristics:

