





**VAN PATTEN RIVERA**  
**Evaluation of Instruction Program Report**  
 17S: ECON 405 LEC 1: IMPLCTNS-GLOBALIZTN  
 No. of responses = 10  
 Enrollment = 21  
 Response Rate = 47.62%

1. Background Information:

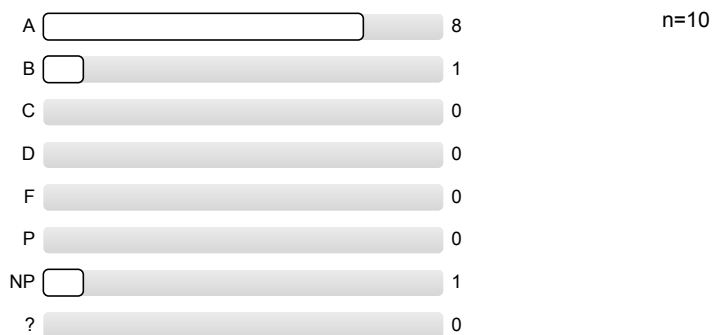
1.1) Year in School:




1.2) UCLA GPA:



1.3) Expected Grade:

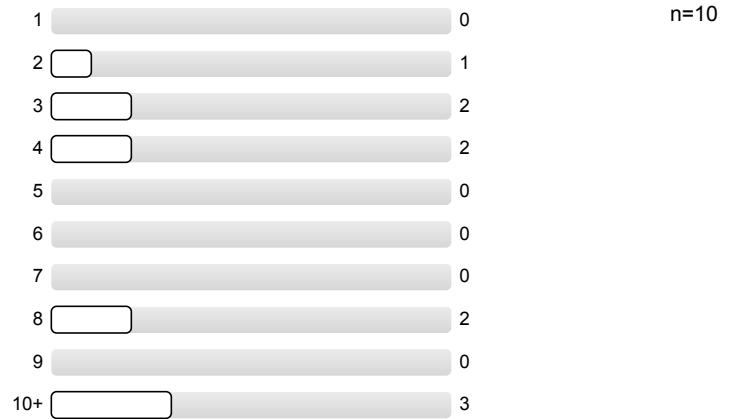


1.4) What requirements does this course fulfill?




2. Preliminary Questions:


2.1) Approximately how many times did you attend the assigned section?



2.2) If you primarily attended a section that is not assigned to you, what was your primary reason for doing so?

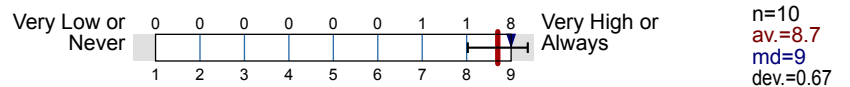


2.3) You saw the TA of the assigned section attending lectures.

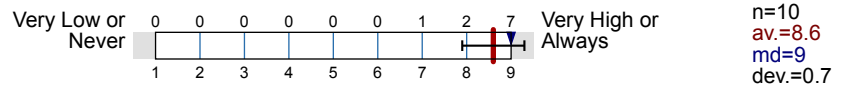


3. To What Extent Do You Feel That:

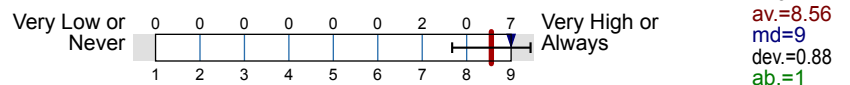
3.1) Teaching Assistant Knowledge - The T.A. was knowledgeable about the material.



3.2) Teaching Assistant Concern - The T.A. was concerned about student learning.



3.3) Organization - Section presentations were well prepared and organized.



3.4)	Scope - The teaching assistant expanded on course ideas.	Very Low or Never	0 0 0 0 0 0 2 1 7	Very High or Always	n=10 av.=8.5 md=9 dev.=0.85
3.5)	Interaction - Students felt welcome in seeking help in or outside of the class.	Very Low or Never	0 0 0 0 0 0 1 2 7	Very High or Always	n=10 av.=8.6 md=9 dev.=0.7
3.6)	Communication Skills - The teaching assistant had good communication skills.	Very Low or Never	0 0 0 0 0 0 1 1 8	Very High or Always	n=10 av.=8.7 md=9 dev.=0.67
3.7)	Value - The overall value of the sections justified your time and effort.	Very Low or Never	0 0 0 0 0 0 1 3 6	Very High or Always	n=10 av.=8.5 md=9 dev.=0.71
3.8)	Overall - What is your overall rating of the teaching assistant?	Very Low or Never	0 0 0 0 0 0 0 3 7	Very High or Always	n=10 av.=8.7 md=9 dev.=0.48

4. Your View of Section Characteristics:

4.1)	Difficulty (relative to other courses)	Low	0 10 0	High	n=10 av.=2 md=2 dev.=0
4.2)	Workload/pace was	Too Slow	0 10 0	Too Much	n=10 av.=2 md=2 dev.=0
4.3)	Integration of section with course was	Poor	0 4 5	Excellent	n=9 av.=2.56 md=3 dev.=0.53 ab.=1
4.4)	Texts, required readings	Poor	1 5 3	Excellent	n=9 av.=2.22 md=2 dev.=0.67 ab.=1
4.5)	Homework assignments	Poor	0 4 6	Excellent	n=10 av.=2.6 md=3 dev.=0.52
4.6)	Graded materials, examinations	Poor	0 5 5	Excellent	n=10 av.=2.5 md=2.5 dev.=0.53
4.7)	Lecture presentations	Poor	0 4 4	Excellent	n=8 av.=2.5 md=2.5 dev.=0.53 ab.=2
4.8)	Class discussions	Poor	0 6 2	Excellent	n=8 av.=2.25 md=2 dev.=0.46 ab.=2

## 5. Comments:

- <sup>5.1)</sup> Please identify what you perceive to be the real strengths and weaknesses of this teaching assistant and course.
- Diana is just a total sweetie. Always willing to help and clarify doubts. Great work ethic and reliability.
  - Diana was excellent in explaining the applied theory used in class. As always, it was a pleasure having her as a TA.
  - Great TA

# Profile

Subunit: **ECON**  
 Name of the instructor: **VAN PATTEN RIVERA**  
 Name of the course: **17S: ECON 405 LEC 1: IMPLCTNS-GLOBALIZTN**  
 (Name of the survey)

Values used in the profile line: Mean

### 3. To What Extent Do You Feel That:

3.1) Teaching Assistant Knowledge - The T.A. was knowledgeable about the material.	Very Low or Never										Very High or Always	n=10	av.=8.70
3.2) Teaching Assistant Concern - The T.A. was concerned about student learning.	Very Low or Never										Very High or Always	n=10	av.=8.60
3.3) Organization - Section presentations were well prepared and organized.	Very Low or Never										Very High or Always	n=9	av.=8.56
3.4) Scope - The teaching assistant expanded on course ideas.	Very Low or Never										Very High or Always	n=10	av.=8.50
3.5) Interaction - Students felt welcome in seeking help in or outside of the class.	Very Low or Never										Very High or Always	n=10	av.=8.60
3.6) Communication Skills - The teaching assistant had good communication skills.	Very Low or Never										Very High or Always	n=10	av.=8.70
3.7) Value - The overall value of the sections justified your time and effort.	Very Low or Never										Very High or Always	n=10	av.=8.50
3.8) Overall - What is your overall rating of the teaching assistant?	Very Low or Never										Very High or Always	n=10	av.=8.70

### 4. Your View of Section Characteristics:

4.1) Difficulty (relative to other courses)	Low										High	n=10	av.=2.00
4.2) Workload/pace was	Too Slow										Too Much	n=10	av.=2.00
4.3) Integration of section with course was	Poor										Excellent	n=9	av.=2.56
4.4) Texts, required readings	Poor										Excellent	n=9	av.=2.22
4.5) Homework assignments	Poor										Excellent	n=10	av.=2.60
4.6) Graded materials, examinations	Poor										Excellent	n=10	av.=2.50
4.7) Lecture presentations	Poor										Excellent	n=8	av.=2.50
4.8) Class discussions	Poor										Excellent	n=8	av.=2.25