





VAN PATTEN RIVERA
Evaluation of Instruction Program Report
 16F: ECON 402A LEC 1: MACROECON THEORY
 No. of responses = 26
 Enrollment = 44
 Response Rate = 59.09%

1. Background Information:

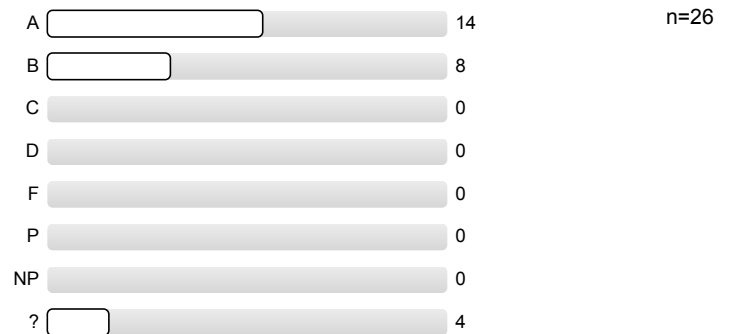
1.1) Year in School:




1.2) UCLA GPA:



1.3) Expected Grade:



1.4) What requirements does this course fulfill?



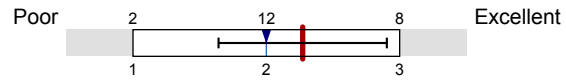
2. To What Extent Do You Feel That:

2.1)	Teaching Assistant Knowledge – The T.A. was knowledgeable about the material.	Very Low or Never		Very High or Always	n=26 av.=7.65 md=8.5 dev.=1.96
2.2)	Teaching Assistant Concern – The T.A. was concerned about student learning.	Very Low or Never		Very High or Always	n=26 av.=7.38 md=8 dev.=2.06
2.3)	Organization – Section presentations were well prepared and organized.	Very Low or Never		Very High or Always	n=26 av.=7.31 md=8 dev.=2.35
2.4)	Scope – The teaching assistant expanded on course ideas.	Very Low or Never		Very High or Always	n=25 av.=7.16 md=7 dev.=1.99
2.5)	Interaction – Students felt welcome in seeking help in or outside of the class.	Very Low or Never		Very High or Always	n=26 av.=7.27 md=7.5 dev.=2.01
2.6)	Communication Skills – The teaching assistant had good communication skills.	Very Low or Never		Very High or Always	n=26 av.=7.23 md=8 dev.=2.27
2.7)	Value – The overall value of the sections justified your time and effort.	Very Low or Never		Very High or Always	n=26 av.=7.23 md=7 dev.=2.07
2.8)	Overall – What is your overall rating of the teaching assistant?	Very Low or Never		Very High or Always	n=26 av.=7.38 md=8 dev.=1.94

3. Your View of Section Characteristics:

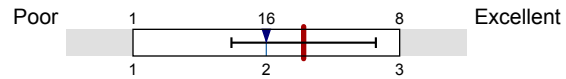
3.1)	Difficulty (relative to other courses)	Low		High	n=26 av.=2.12 md=2 dev.=0.52
3.2)	Workload/pace was	Too Slow		Too Much	n=26 av.=2.08 md=2 dev.=0.39
3.3)	Integration of section with course was	Poor		Excellent	n=26 av.=2.35 md=2 dev.=0.56
3.4)	Texts, required readings	Poor		Excellent	n=23 av.=2.26 md=2 dev.=0.54 ab.=3
3.5)	Homework assignments	Poor		Excellent	n=16 av.=2.19 md=2 dev.=0.54 ab.=10

3.6) Graded materials, examinations



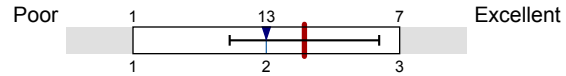
n=22
 av.=2.27
 md=2
 dev.=0.63
 ab.=4

3.7) Lecture presentations



n=25
 av.=2.28
 md=2
 dev.=0.54
 ab.=1

3.8) Class discussions



n=21
 av.=2.29
 md=2
 dev.=0.56
 ab.=5

4. Comments:

4.1) Please identify what you perceive to be the real strengths and weaknesses of this teaching assistant and course.

- The TA was very knowledgeable about the course material and did an excellent job preparing students for the exams. TA sections were well organized and covered examples that matched well with what was discussed in lectures.
- Very good teacher! Would have been nice if you put up the answers from the tas with notes and intuition so we could have it done the exam
- We had very few ta sessions. The ones we did have were good.
- When the courses started off, she seems to be a little nervous. The first two discussions did not go too well for me. However, she did become more helpful week by week. That's really great.
- too difficult

Profile

Subunit: **ECON**
 Name of the instructor: **VAN PATTEN RIVERA**
 Name of the course: **16F: ECON 402A LEC 1: MACROECON THEORY**
 (Name of the survey)

Values used in the profile line: Mean

2. To What Extent Do You Feel That:

2.1) Teaching Assistant Knowledge – The T.A. was knowledgeable about the material.	Very Low or Never									Very High or Always	n=26	av.=7.65
2.2) Teaching Assistant Concern – The T.A. was concerned about student learning.	Very Low or Never									Very High or Always	n=26	av.=7.38
2.3) Organization – Section presentations were well prepared and organized.	Very Low or Never									Very High or Always	n=26	av.=7.31
2.4) Scope – The teaching assistant expanded on course ideas.	Very Low or Never									Very High or Always	n=25	av.=7.16
2.5) Interaction – Students felt welcome in seeking help in or outside of the class.	Very Low or Never									Very High or Always	n=26	av.=7.27
2.6) Communication Skills – The teaching assistant had good communication skills.	Very Low or Never									Very High or Always	n=26	av.=7.23
2.7) Value – The overall value of the sections justified your time and effort.	Very Low or Never									Very High or Always	n=26	av.=7.23
2.8) Overall – What is your overall rating of the teaching assistant?	Very Low or Never									Very High or Always	n=26	av.=7.38

3. Your View of Section Characteristics:

3.1) Difficulty (relative to other courses)	Low									High	n=26	av.=2.12
3.2) Workload/pace was	Too Slow									Too Much	n=26	av.=2.08
3.3) Integration of section with course was	Poor									Excellent	n=26	av.=2.35
3.4) Texts, required readings	Poor									Excellent	n=23	av.=2.26
3.5) Homework assignments	Poor									Excellent	n=16	av.=2.19
3.6) Graded materials, examinations	Poor									Excellent	n=22	av.=2.27
3.7) Lecture presentations	Poor									Excellent	n=25	av.=2.28
3.8) Class discussions	Poor									Excellent	n=21	av.=2.29