





**VAN PATTEN RIVERA**  
**Evaluation of Instruction Program Report**  
 17F: ECON 1 QIZ 1M: PRIN OF ECONOMICS  
 No. of responses = 15  
 Enrollment = 26  
 Response Rate = 57.69%

1. Background Information:


1.1) Year in School:




1.2) UCLA GPA:



1.3) Expected Grade:




1.4) What requirements does this course fulfill?




2. Preliminary Questions:

2.1) Approximately how many times did you attend the assigned section?



2.2) If you primarily attended a section that is not assigned to you, what was your primary reason for doing so?

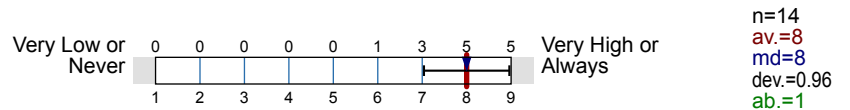


2.3) You saw the TA of the assigned section attending lectures.

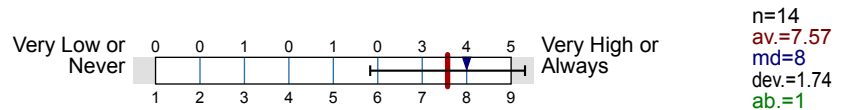


3. To What Extent Do You Feel That:

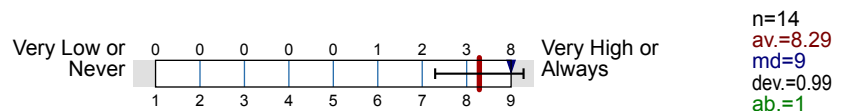
3.1) Teaching Assistant Knowledge - The T.A. was knowledgeable about the material.



3.2) Teaching Assistant Concern - The T.A. was concerned about student learning.



3.3) Organization - Section presentations were well prepared and organized.



3.4)	Scope - The teaching assistant expanded on course ideas.	Very Low or Never	0 0 0 2 2 0 2 4 4	Very High or Always	n=14 av.=7.14 md=8 dev.=1.88 ab.=1
3.5)	Interaction - Students felt welcome in seeking help in or outside of the class.	Very Low or Never	0 1 0 1 1 1 2 4 4	Very High or Always	n=14 av.=7.07 md=8 dev.=2.13 ab.=1
3.6)	Communication Skills - The teaching assistant had good communication skills.	Very Low or Never	0 1 1 0 0 3 2 2 5	Very High or Always	n=14 av.=7 md=7.5 dev.=2.25 ab.=1
3.7)	Value - The overall value of the sections justified your time and effort.	Very Low or Never	0 0 0 1 2 4 1 2 4	Very High or Always	n=14 av.=6.93 md=6.5 dev.=1.73 ab.=1
3.8)	Overall - What is your overall rating of the teaching assistant?	Very Low or Never	0 0 1 1 0 0 4 4 4	Very High or Always	n=14 av.=7.36 md=8 dev.=1.82 ab.=1

4. Your View of Section Characteristics:

4.1)	Difficulty (relative to other courses)	Low	4 8 1	High	n=13 av.=1.77 md=2 dev.=0.6 ab.=2
4.2)	Workload/pace was	Too Slow	1 12 1	Too Much	n=14 av.=2 md=2 dev.=0.39 ab.=1
4.3)	Integration of section with course was	Poor	1 4 10	Excellent	n=15 av.=2.6 md=3 dev.=0.63
4.4)	Texts, required readings	Poor	0 6 2	Excellent	n=8 av.=2.25 md=2 dev.=0.46 ab.=7
4.5)	Homework assignments	Poor	1 3 2	Excellent	n=6 av.=2.17 md=2 dev.=0.75 ab.=9
4.6)	Graded materials, examinations	Poor	2 4 3	Excellent	n=9 av.=2.11 md=2 dev.=0.78 ab.=6
4.7)	Lecture presentations	Poor	2 3 8	Excellent	n=13 av.=2.46 md=3 dev.=0.78 ab.=2
4.8)	Class discussions	Poor	1 5 4	Excellent	n=10 av.=2.3 md=2 dev.=0.67 ab.=5

## 5. Comments:

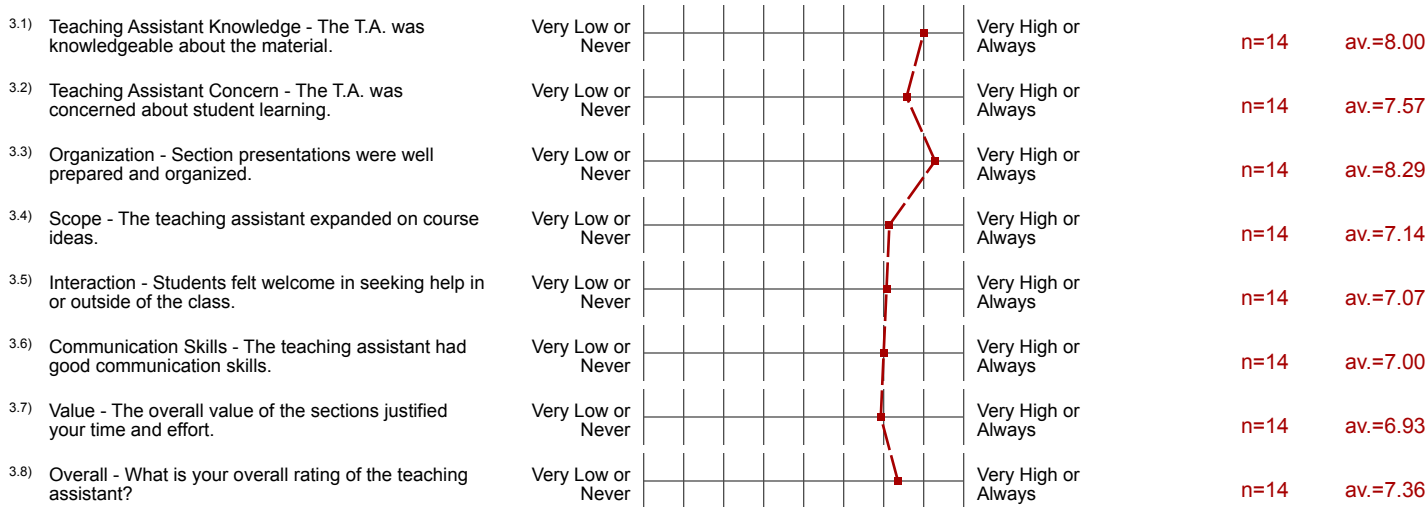
- 5.1) Please identify what you perceive to be the real strengths and weaknesses of this teaching assistant and course.
- - knowledgeable with material
    - could try to be more engaging with presentations in class if possible (hard to do with Econ)
  - Course knowledge is a strength
    - Expanding on ideas is a weakness
  - She didnt really care about teaching us it felt like she was being forced to teach
  - She had good explanations and well-structured powerpoints. Didn't make an effort to engage students which didn't really matter for this course. She was nice, welcoming, and helpful though. Did everything you'd hope from a TA.
  - She was super sweet and helpful with understanding the material, good review period. She seemed flustered at the start but she got more comfortable as the year went on.
  - The material was highly tailored to students' concerns.
  - Very thorough and explained concepts much more simply than the lecture/textbook could.
  - You were a really good TA. You explained each topic clearly and the sections helped a lot. I feel like even if I missed a lecture, I can still get most of the knowledge from your sections so thank you! :)
  - it is hard to understand her because she has a strong accent. Also, often i feel like she is talking to herself and she does everything like she is in a rush almost. However, her powerpoint presentations are very useful and I like how she covers the conceptual ideas. On the other hand, I wished she could have done more examples that relates to the test.
  - very open and knowledgable, communication/interaction seemed somewhat small

# Profile

Subunit: **ECON**  
 Name of the instructor: **VAN PATTEN RIVERA**  
 Name of the course: **17F: ECON 1 QIZ 1M: PRIN OF ECONOMICS**  
 (Name of the survey)

Values used in the profile line: Mean

### 3. To What Extent Do You Feel That:



### 4. Your View of Section Characteristics:

