





VAN PATTEN RIVERA
Evaluation of Instruction Program Report
 17W: ECON 1 QIZ 1B: PRIN OF ECONOMICS
 No. of responses = 11
 Enrollment = 29
 Response Rate = 37.93%

1. Background Information:


1.1) Year in School:




1.2) UCLA GPA:



1.3) Expected Grade:




1.4) What requirements does this course fulfill?




2. Preliminary Questions:

2.1) Approximately how many times did you attend the assigned section?



2.2) If you primarily attended a section that is not assigned to you, what was your primary reason for doing so?

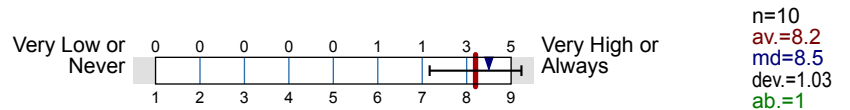


2.3) You saw the TA of the assigned section attending lectures.

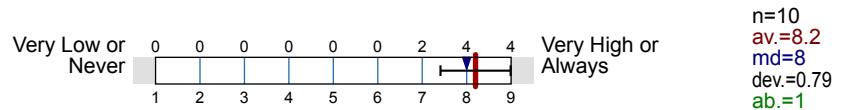


3. To What Extent Do You Feel That:

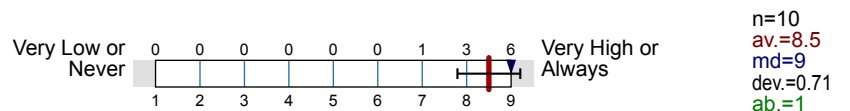
3.1) Teaching Assistant Knowledge - The T.A. was knowledgeable about the material.



3.2) Teaching Assistant Concern - The T.A. was concerned about student learning.



3.3) Organization - Section presentations were well prepared and organized.



3.4)	Scope - The teaching assistant expanded on course ideas.	Very Low or Never		Very High or Always	n=10 av.=8 md=8 dev.=1.05 ab.=1
3.5)	Interaction - Students felt welcome in seeking help in or outside of the class.	Very Low or Never		Very High or Always	n=10 av.=8.2 md=8 dev.=0.92 ab.=1
3.6)	Communication Skills - The teaching assistant had good communication skills.	Very Low or Never		Very High or Always	n=10 av.=7.8 md=8 dev.=1.23 ab.=1
3.7)	Value - The overall value of the sections justified your time and effort.	Very Low or Never		Very High or Always	n=10 av.=7.8 md=8 dev.=1.62 ab.=1
3.8)	Overall - What is your overall rating of the teaching assistant?	Very Low or Never		Very High or Always	n=10 av.=8.2 md=8 dev.=0.92 ab.=1

4. Your View of Section Characteristics:

4.1)	Difficulty (relative to other courses)	Low		High	n=10 av.=1.8 md=2 dev.=0.42 ab.=1
4.2)	Workload/pace was	Too Slow		Too Much	n=10 av.=2.2 md=2 dev.=0.42 ab.=1
4.3)	Integration of section with course was	Poor		Excellent	n=10 av.=2.7 md=3 dev.=0.48 ab.=1
4.4)	Texts, required readings	Poor		Excellent	n=9 av.=2.56 md=3 dev.=0.53 ab.=2
4.5)	Homework assignments	Poor		Excellent	n=9 av.=2.44 md=2 dev.=0.53 ab.=2
4.6)	Graded materials, examinations	Poor		Excellent	n=9 av.=2.44 md=2 dev.=0.53 ab.=2
4.7)	Lecture presentations	Poor		Excellent	n=10 av.=2.5 md=2.5 dev.=0.53 ab.=1
4.8)	Class discussions	Poor		Excellent	n=9 av.=2.33 md=2 dev.=0.5 ab.=2

5. Comments:

- ^{5.1)} Please identify what you perceive to be the real strengths and weaknesses of this teaching assistant and course.
- Diana is an amazing TA. She really cares about her students and their efforts in learning about the material.
 - Diana is one of if not the best TA I've had at UCLA. She is passionate about the course material and those in her sections and is incredibly clear in her teaching methods. She always seems eager to help students and I couldn't have done well without her.
 - I attended a different TA's sections, but heard great things about Diana.
 - The TA was really knowledgeable and clear but could talk a little slower to be even more effective
 - great knowledge of material, great teaching style

Profile

Subunit: **ECON**
 Name of the instructor: **VAN PATTEN RIVERA**
 Name of the course: **17W: ECON 1 QIZ 1B: PRIN OF ECONOMICS**
 (Name of the survey)

Values used in the profile line: Mean

3. To What Extent Do You Feel That:

3.1) Teaching Assistant Knowledge - The T.A. was knowledgeable about the material.	Very Low or Never									Very High or Always	n=10	av.=8.20
3.2) Teaching Assistant Concern - The T.A. was concerned about student learning.	Very Low or Never									Very High or Always	n=10	av.=8.20
3.3) Organization - Section presentations were well prepared and organized.	Very Low or Never									Very High or Always	n=10	av.=8.50
3.4) Scope - The teaching assistant expanded on course ideas.	Very Low or Never									Very High or Always	n=10	av.=8.00
3.5) Interaction - Students felt welcome in seeking help in or outside of the class.	Very Low or Never									Very High or Always	n=10	av.=8.20
3.6) Communication Skills - The teaching assistant had good communication skills.	Very Low or Never									Very High or Always	n=10	av.=7.80
3.7) Value - The overall value of the sections justified your time and effort.	Very Low or Never									Very High or Always	n=10	av.=7.80
3.8) Overall - What is your overall rating of the teaching assistant?	Very Low or Never									Very High or Always	n=10	av.=8.20

4. Your View of Section Characteristics:

4.1) Difficulty (relative to other courses)	Low									High	n=10	av.=1.80
4.2) Workload/pace was	Too Slow									Too Much	n=10	av.=2.20
4.3) Integration of section with course was	Poor									Excellent	n=10	av.=2.70
4.4) Texts, required readings	Poor									Excellent	n=9	av.=2.56
4.5) Homework assignments	Poor									Excellent	n=9	av.=2.44
4.6) Graded materials, examinations	Poor									Excellent	n=9	av.=2.44
4.7) Lecture presentations	Poor									Excellent	n=10	av.=2.50
4.8) Class discussions	Poor									Excellent	n=9	av.=2.33