





VAN PATTEN RIVERA
Evaluation of Instruction Program Report
 19S: ECON 1 QIZ 1A: PRIN OF ECONOMICS
 No. of responses = 5
 Enrollment = 16
 Response Rate = 31.25%

1. Background Information:


1.1) Year in School:




1.2) UCLA GPA:



1.3) Expected Grade:




1.4) What requirements does this course fulfill?




2. Preliminary Questions:


2.1) Approximately how many times did you attend the assigned section?



2.2) If you primarily attended a section that is not assigned to you, what was your primary reason for doing so?

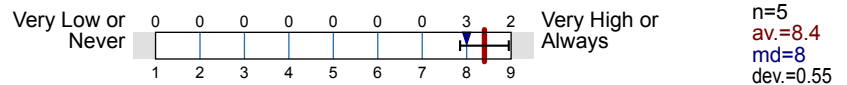


2.3) You saw the TA of the assigned section attending lectures.

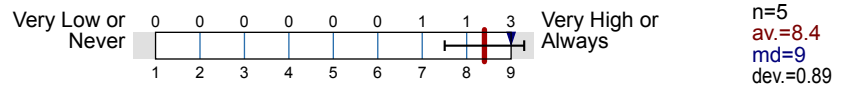


3. To What Extent Do You Feel That:

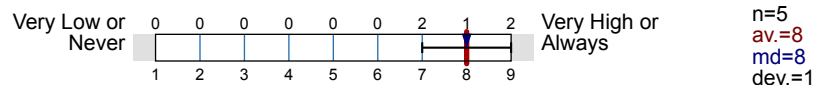
3.1) Teaching Assistant Knowledge - The T.A. was knowledgeable about the material.



3.2) Teaching Assistant Concern - The T.A. was concerned about student learning.



3.3) Organization - Section presentations were well prepared and organized.



3.4)	Scope - The teaching assistant expanded on course ideas.	Very Low or Never	0 0 0 0 1 0 2 1 1 1 2 3 4 5 6 7 8 9	Very High or Always	n=5 av.=7.2 md=7 dev.=1.48
3.5)	Interaction - Students felt welcome in seeking help in or outside of the class.	Very Low or Never	0 0 0 0 1 0 0 2 2 1 2 3 4 5 6 7 8 9	Very High or Always	n=5 av.=7.8 md=8 dev.=1.64
3.6)	Communication Skills - The teaching assistant had good communication skills.	Very Low or Never	0 0 0 0 1 0 1 2 1 1 2 3 4 5 6 7 8 9	Very High or Always	n=5 av.=7.4 md=8 dev.=1.52
3.7)	Value - The overall value of the sections justified your time and effort.	Very Low or Never	0 0 0 0 1 0 2 0 2 1 2 3 4 5 6 7 8 9	Very High or Always	n=5 av.=7.4 md=7 dev.=1.67
3.8)	Overall - What is your overall rating of the teaching assistant?	Very Low or Never	0 0 0 0 0 0 2 1 2 1 2 3 4 5 6 7 8 9	Very High or Always	n=5 av.=8 md=8 dev.=1

4. Your View of Section Characteristics:

4.1)	Difficulty (relative to other courses)	Low	2 1 1 2 3	High	n=5 av.=1.8 md=2 dev.=0.84
4.2)	Workload/pace was	Too Slow	0 5 0 1 2 3	Too Much	n=5 av.=2 md=2 dev.=0
4.3)	Integration of section with course was	Poor	0 3 2 1 2 3	Excellent	n=5 av.=2.4 md=2 dev.=0.55
4.4)	Texts, required readings	Poor	0 4 0 1 2 3	Excellent	n=4 av.=2 md=2 dev.=0 ab.=1
4.5)	Homework assignments	Poor	0 3 0 1 2 3	Excellent	n=3 av.=2 md=2 dev.=0 ab.=2
4.6)	Graded materials, examinations	Poor	1 2 1 1 2 3	Excellent	n=4 av.=2 md=2 dev.=0.82 ab.=1
4.7)	Lecture presentations	Poor	0 2 2 1 2 3	Excellent	n=4 av.=2.5 md=2.5 dev.=0.58 ab.=1
4.8)	Class discussions	Poor	0 3 1 1 2 3	Excellent	n=4 av.=2.25 md=2 dev.=0.5 ab.=1

5. Comments:

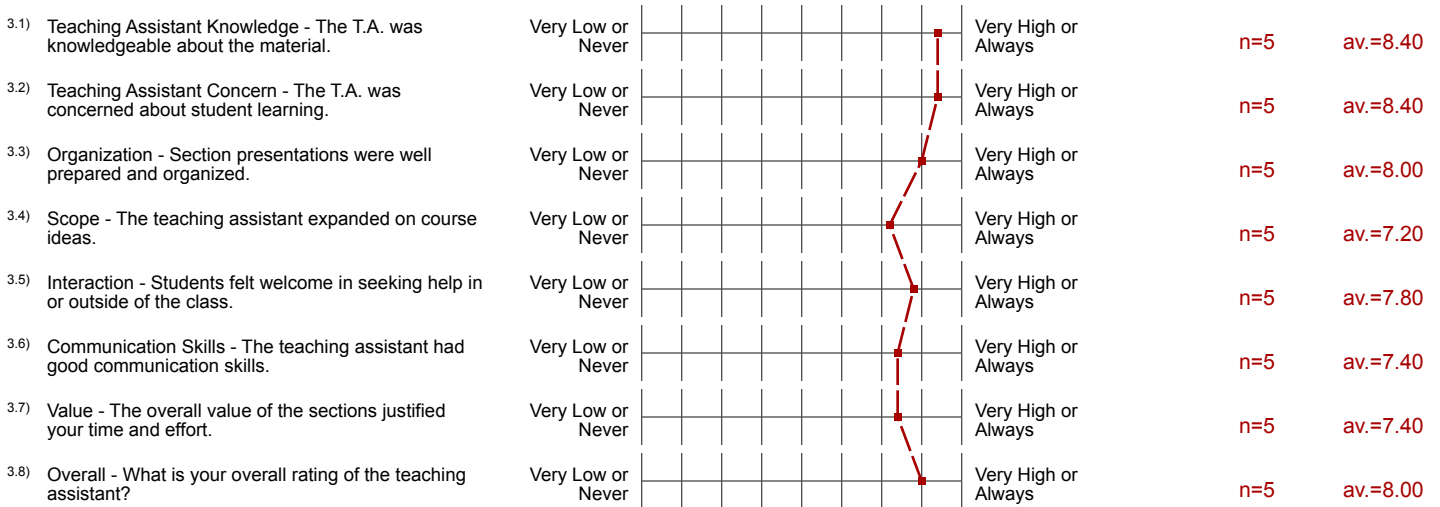
- ^{5.1)} Please identify what you perceive to be the real strengths and weaknesses of this teaching assistant and course.
- She was a very good TA overall and had a clear understanding of the material. However, went a little fast sometimes and the material was not always clear. However, was overall good at communication and expanding on what we learned in class.
 - The teaching assistant provided in depth explanations on difficult concepts. I would not have understood much of the material, particularly math based areas, if it wasn't for the TA. She truly provided a welcoming and beneficial discussion that I felt would be valuable to attend. If this TA had any weaknesses, I did not notice them.
 - Von Patten is a really good TA. She explains thoroughly and makes sure we understand everything. I find that I learn way more with her than the TA.
 - the worksheets came with the answers on them and there weren't a lot of multiple choice style questions so they weren't the best for midterm review but the TA was very well versed in the structure of the class and the content

Profile

Subunit: **ECON**
 Name of the instructor: **VAN PATTEN RIVERA**
 Name of the course: **19S: ECON 1 QIZ 1A: PRIN OF ECONOMICS**
 (Name of the survey)

Values used in the profile line: Mean

3. To What Extent Do You Feel That:



4. Your View of Section Characteristics:

