




**VAN PATTEN RIVERA**  
**Evaluation of Instruction Program Report**  
 17F: ECON 1 QIZ 1A: PRIN OF ECONOMICS  
 No. of responses = 11  
 Enrollment = 26  
 Response Rate = 42.31%

1. Background Information:

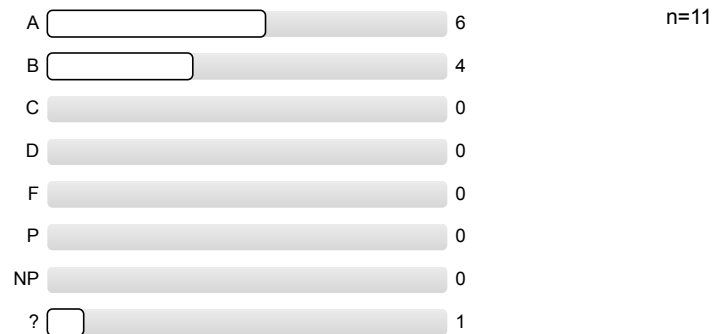
1.1) Year in School:



1.2) UCLA GPA:



1.3) Expected Grade:




1.4) What requirements does this course fulfill?




2. Preliminary Questions:


2.1) Approximately how many times did you attend the assigned section?



2.2) If you primarily attended a section that is not assigned to you, what was your primary reason for doing so?

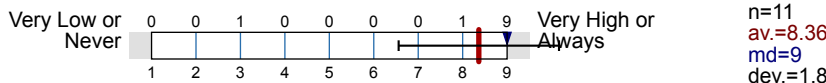


2.3) You saw the TA of the assigned section attending lectures.

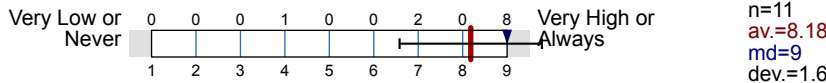


3. To What Extent Do You Feel That:

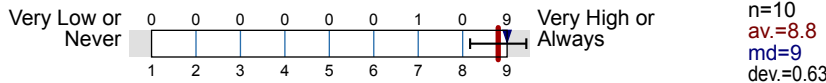
3.1) Teaching Assistant Knowledge - The T.A. was knowledgeable about the material.



3.2) Teaching Assistant Concern - The T.A. was concerned about student learning.



3.3) Organization - Section presentations were well prepared and organized.



3.4)	Scope - The teaching assistant expanded on course ideas.	Very Low or Never	0 1 0 0 1 0 2 0 7	Very High or Always	n=11 av.=7.64 md=9 dev.=2.29
3.5)	Interaction - Students felt welcome in seeking help in or outside of the class.	Very Low or Never	0 0 0 0 0 1 1 1 8	Very High or Always	n=11 av.=8.45 md=9 dev.=1.04
3.6)	Communication Skills - The teaching assistant had good communication skills.	Very Low or Never	0 0 1 0 0 0 1 1 8	Very High or Always	n=11 av.=8.18 md=9 dev.=1.83
3.7)	Value - The overall value of the sections justified your time and effort.	Very Low or Never	0 0 1 0 0 1 0 1 8	Very High or Always	n=11 av.=8.09 md=9 dev.=1.92
3.8)	Overall - What is your overall rating of the teaching assistant?	Very Low or Never	0 0 0 1 0 0 1 2 7	Very High or Always	n=11 av.=8.18 md=9 dev.=1.54

4. Your View of Section Characteristics:

4.1)	Difficulty (relative to other courses)	Low	2 8 1	High	n=11 av.=1.91 md=2 dev.=0.54
4.2)	Workload/pace was	Too Slow	1 10 0	Too Much	n=11 av.=1.91 md=2 dev.=0.3
4.3)	Integration of section with course was	Poor	1 2 8	Excellent	n=11 av.=2.64 md=3 dev.=0.67
4.4)	Texts, required readings	Poor	0 6 3	Excellent	n=9 av.=2.33 md=2 dev.=0.5 ab.=2
4.5)	Homework assignments	Poor	1 6 2	Excellent	n=9 av.=2.11 md=2 dev.=0.6 ab.=2
4.6)	Graded materials, examinations	Poor	0 7 3	Excellent	n=10 av.=2.3 md=2 dev.=0.48 ab.=1
4.7)	Lecture presentations	Poor	0 6 4	Excellent	n=10 av.=2.4 md=2 dev.=0.52
4.8)	Class discussions	Poor	0 6 4	Excellent	n=10 av.=2.4 md=2 dev.=0.52 ab.=1

## 5. Comments:

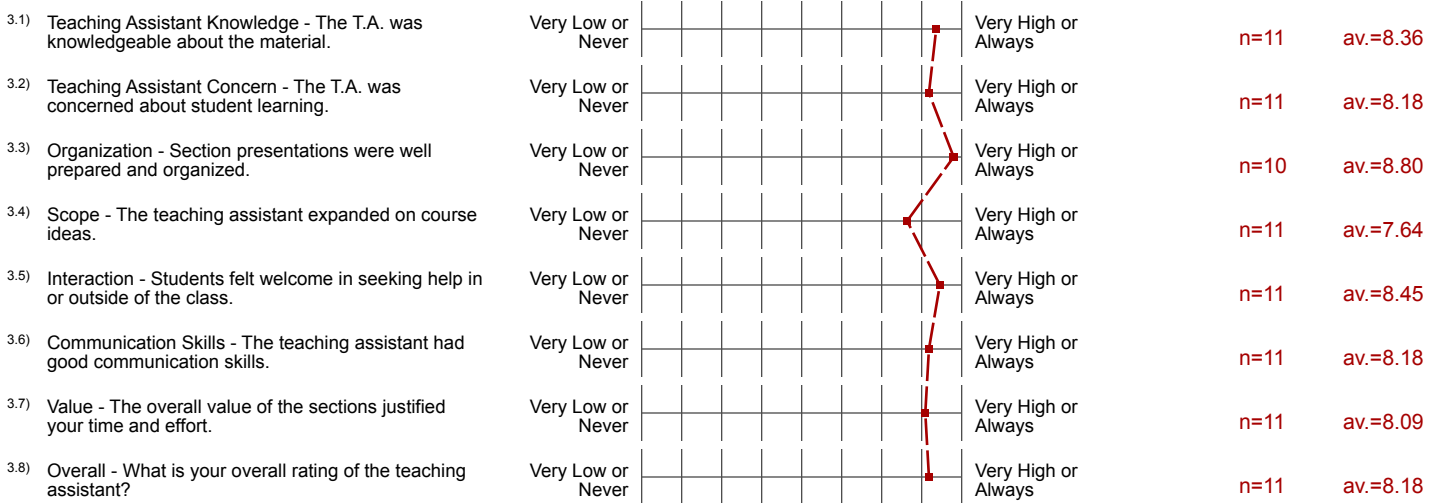
- <sup>5.1)</sup> Please identify what you perceive to be the real strengths and weaknesses of this teaching assistant and course.
- Diana always managed to keep her sections clear and concise, even when the course material would become more lengthy and difficult. She is very approachable, and extremely helpful and amicable in office hours.
  - Not very engaging/interesting
  - The teaching assistant was knowledgeable and eager to help students, would highly recommend the TA to others.
  - This TA was always well prepared and would send us the slides for the discussion ahead of time so we could come to class prepared. Often times I left my lectures feeling confused on the material, but this TA would always break it down for me and I would leave feeling much more confident. She knows the subject inside and out. Would highly recommend her.
  - Very intelligent and helpful. She prepared us well for what was to come in lecture.
  - Very organized and knowledgeable about the subject. Happy person and she cared so that made it easier to attend sections.

# Profile

Subunit: **ECON**  
 Name of the instructor: **VAN PATTEN RIVERA**  
 Name of the course: **17F: ECON 1 QIZ 1A: PRIN OF ECONOMICS**  
 (Name of the survey)

Values used in the profile line: Mean

### 3. To What Extent Do You Feel That:



### 4. Your View of Section Characteristics:

