





VAN PATTEN RIVERA
Evaluation of Instruction Program Report
 19S: ECON 1 QIZ 1L: PRIN OF ECONOMICS
 No. of responses = 4
 Enrollment = 19
 Response Rate = 21.05%

1. Background Information:


1.1) Year in School:




1.2) UCLA GPA:



1.3) Expected Grade:

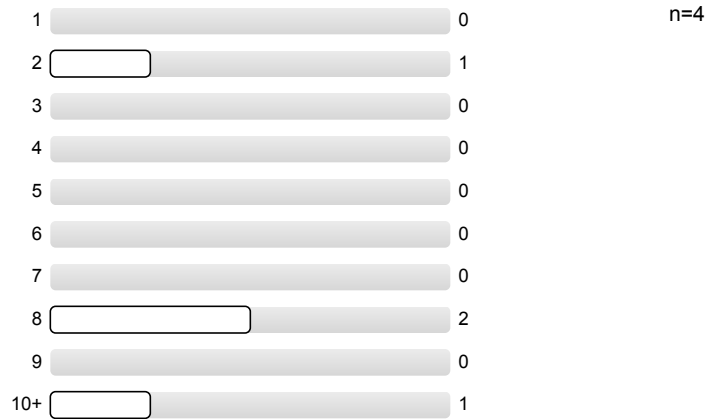


1.4) What requirements does this course fulfill?




2. Preliminary Questions:


2.1) Approximately how many times did you attend the assigned section?



2.2) If you primarily attended a section that is not assigned to you, what was your primary reason for doing so?

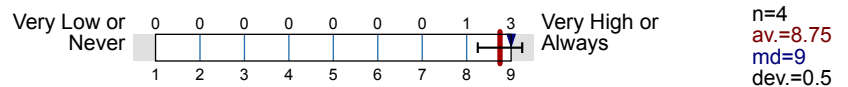


2.3) You saw the TA of the assigned section attending lectures.

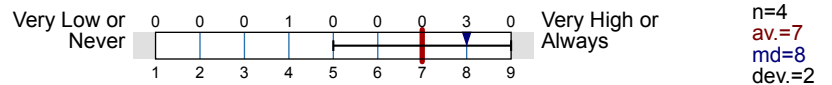


3. To What Extent Do You Feel That:

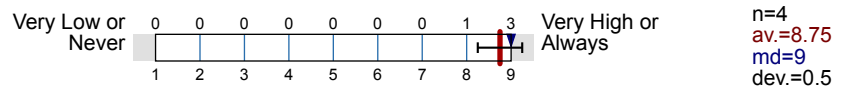
3.1) Teaching Assistant Knowledge - The T.A. was knowledgeable about the material.



3.2) Teaching Assistant Concern - The T.A. was concerned about student learning.



3.3) Organization - Section presentations were well prepared and organized.



| | | | |
|------|---|--|--|
| 3.4) | Scope - The teaching assistant expanded on course ideas. | | n=4 av.=6.75 md=8.5 dev.=3.86 |
| 3.5) | Interaction - Students felt welcome in seeking help in or outside of the class. | | n=4 av.=6.5 md=7.5 dev.=3.11 |
| 3.6) | Communication Skills - The teaching assistant had good communication skills. | | n=4 av.=6.5 md=8 dev.=3 |
| 3.7) | Value - The overall value of the sections justified your time and effort. | | n=4 av.=6.75 md=8.5 dev.=3.86 |
| 3.8) | Overall - What is your overall rating of the teaching assistant? | | n=3 av.=7.67 md=9 dev.=2.31 |

4. Your View of Section Characteristics:

| | | | |
|------|--|--|---|
| 4.1) | Difficulty (relative to other courses) | | n=4 av.=2 md=2 dev.=0 |
| 4.2) | Workload/pace was | | n=4 av.=2 md=2 dev.=0 |
| 4.3) | Integration of section with course was | | n=4 av.=2.5 md=2.5 dev.=0.58 |
| 4.4) | Texts, required readings | | n=4 av.=2.5 md=2.5 dev.=0.58 |
| 4.5) | Homework assignments | | n=1 av.=3 md=3 dev.=0 ab.=3 |
| 4.6) | Graded materials, examinations | | n=4 av.=2.25 md=2 dev.=0.5 |
| 4.7) | Lecture presentations | | n=3 av.=2.67 md=3 dev.=0.58 ab.=1 |
| 4.8) | Class discussions | | n=4 av.=2.5 md=2.5 dev.=0.58 |

5. Comments:

5.1) Please identify what you perceive to be the real strengths and weaknesses of this teaching assistant and course.

- I really like Diana, she goes step by step to explain the examples. However, she does not take time after each problem to ask if anyone has questions. She never turns around to look at the students to see if we're lost. Other than that, she is really helpful!
- I thoroughly enjoyed attending section each week. Sometimes, I had difficulty understanding material in class, but you always explained the material very well in discussion. I also appreciated the extra handouts you would give us to help us study for the exams, and how you would go over them in discussion. Thank you for a great quarter!
- Strength: always prepared and organized. Weakness: barely ever interacts with students.
- Strengths: we were able to synthesize all the main information from lecture, which allowed me to connect the material better and understand it more holistically; it was also good to go through practice problems together; I liked how my TA would sometimes add a practice problem that she thought was good to know

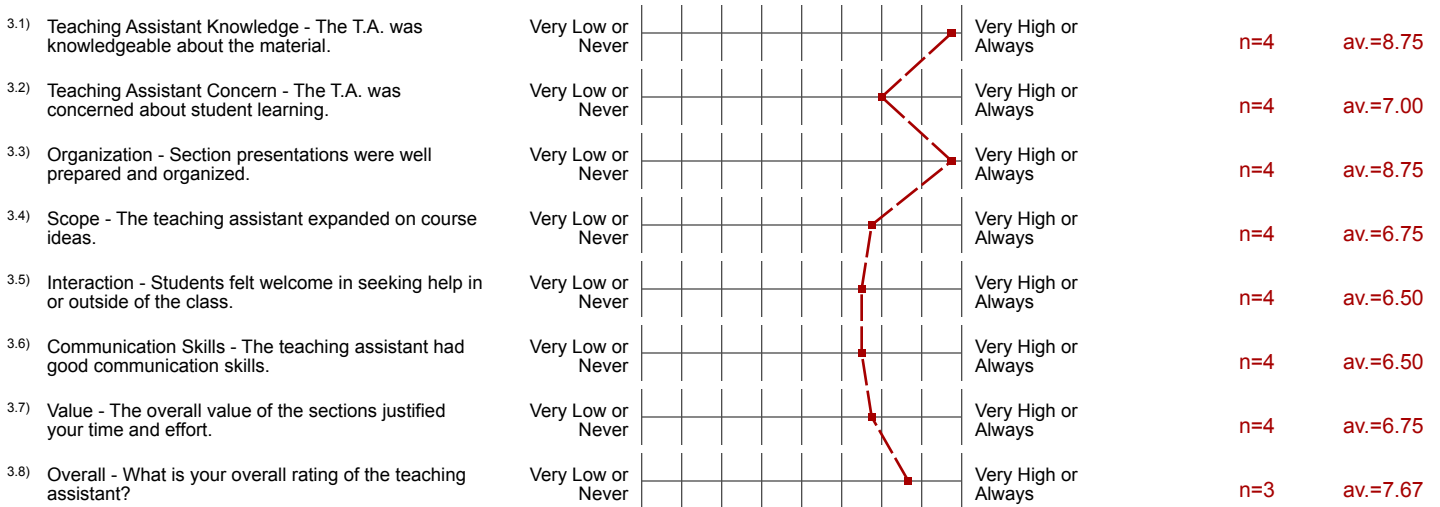
Weaknesses: none except that it was at 5pm on Thursday, which isn't the greatest time

Profile

Subunit: **ECON**
 Name of the instructor: **VAN PATTEN RIVERA**
 Name of the course: **19S: ECON 1 QIZ 1L: PRIN OF ECONOMICS**
 (Name of the survey)

Values used in the profile line: Mean

3. To What Extent Do You Feel That:



4. Your View of Section Characteristics:

